


# PSYCHEDELIC HAAS CV PULSE STEPPER

## – USER MANUAL




### Functions Explained



At the Control section a length can be set to a number of steps. This will be the cycle in which the pulse stepper will operate.

The Mode setting decides how the outputs will changes; UP will make a ascending progress, while DOWN will make a descending progress. UPDOWN will make both. RND will select random output.

### OUTPUT




This section shows the progress by flashing the red leds on the used pulse outputs.

Count is the amount pulses passed within the cycle. This practically gives the same info as the red leds do.

Laps represents the amount of passed cycles.

## Backside Connections Explained:



On the Back, 4 inputs these can be used combined, so every pulse IN, gives a Pulse OUT.

Which output is to be decided by the settings on the front.