



INPHONIK

RX950

CLASSIC AD/DA CONVERTER

V 1.1.1

Table of content

RX950

CLASSIC AD/DA CONVERTER

Introduction	3
Installation	4
Customer support	5
The RX950	6
The interface	7
The Input Gain knob	8
The Audio Bandwidth knob	8
The Filter knob	9
The Output Level knob	9
The Mono button	9
Presets suggestions	10
The Settings panel	11
Display Scale setting	11
Audio Bandwidth Brilliance knob	11
Parameter Value Keyboard Typing	11
The Back panel	12
MIDI Control Change table	12
Default NKS controls	13
End-User License Agreement (EULA)	14
Disclaimer	16
Credits & Thanks	17

Introduction

FOREWORD

Does the Akai S950 need an introduction? If you're reading these pages, probably not. Also, you probably already know the holly reputation this iconic sampler, released in 1989, still has today.

Personally, I had the chance to learn to use one of these when I was 7. At the time, I was fascinated by the ease of use of this hefty machine for seamlessly playing back anything we would throw into it (not to mention the « reverse » feature that is quite hilarious to play with when you're a child). Years later, I only heard about this device's sound characteristic its fans call the « grit ». And I eventually could personally experience it. Yes, this instrument affects the sound. This is not an audio myth. Everybody talks about the 12-bit resolution. But is it all?

This simple question gave birth to the RX950. And to a whole year of work. Because it required a lot of precision and patience to gather such subtle ingredients.

FOR CURIOUS PEOPLE

The answer to our foreword's question is: no, the 12-bit resolution does not make it all. A disassembly and a long reverse engineering of our own S950 has revealed an actual poem of conception signed by Akai.

This sound « color » comes in particular from the gain applied to the input signal that is later generously filtered before being sampled. At this state, the spectrum is already nicely altered. Then comes the very analog-to-digital conversion with a 12-bit resolution (which is all by itself an actual masterpiece that we managed to replicate). During playback, the sound, converted back to analog is affected by a last filter whose the frequency cut depends on both the playback setting, but also on the bandwidth setting while recording. This allows to reduce aliasing artifacts as much as possible, thanks to, in particular, the use of 6th-order Butterworth low-pass filters.

At each step, it has been fascinating to note that Akai's ambition had obviously been restrained by technical limitations (as well as costs) at the time, but in any case these issues were solved in a musical way.

We hope you'll love to play with our plug-in as much as we had pleasure to develop it.

Sincerely,
Mathieu Demange & William Lamy
Inphonik

Installation



VST2, VST3, NKS, AUDIO UNIT, AAX

<https://www.inphonik.com/products/rx950-classic-ad-da-converter/>

Windows Minimal requirements: Windows Vista (32/64-bit) and higher
macOS Minimal requirements: macOS 10.7 (32/64-bit) and higher

1. Download the installation program from your order confirmation email
2. Run the installation program
3. Choose the desired plug-in versions
4. Run your DAW and find the RX950 in the effects list



RACK EXTENSION (PROPELLERHEAD REASON)

<https://shop.propellerheads.se/rack-extension/rx950-classic-adda-converter/>

Windows / macOS Minimal requirements: Reason v7.1 and higher

1. Download the RX950 from the Propellerhead Shop
2. Recommended: sync your Rack Extensions for offline use
3. Run Reason and find the RX950 in the effects list



AUv3 / IAA

<https://itunes.apple.com/app/rx950-classic-ad-da-converter/id1406136418>

iPhone / iPad / iPod Touch Minimal requirements: iOS 9.3 and higher

1. Download the RX950 from the App Store
2. Run the RX950 or open it as an effect from a third-party musical app.

Customer support

Thank you so much for buying our product!

We swear we won't let you down if you have questions:

- Read our FAQ,
- Contact us for any information,
- Report a bug...

Reach us at: <https://www.inphonik.com/support/>

You can also get in touch with us on social networks:

<https://www.facebook.com/inphonik/>

<https://www.instagram.com/inphonik>

<https://www.twitter.com/inphonik>

<https://www.youtube.com/inphonik>

<https://soundcloud.com/inphonik/>



The RX950

The **RX950 Classic AD/DA Converter** is an effect plug-in designed to be used in your DAW running on Windows, macOS or iOS.

The RX950 has been **designed to give your sound the unique color, the warmth and grit of the Akai S950 sampler**. Indeed, this iconic sampler from the end of the 80's was famous for its musical qualities, and even if the hi-fi standards weren't entirely met, it induced **a soft saturation, a 12-bit resolution, a subtle aliasing effect and a low-pass filter everyone recognize**. These are all the qualities you can expect from a real music instrument that played its part in the birth of major music genres like hip hop and house music.

To perform the entire range of these characteristics, the RX950 follows, step by step, every stage of audio processing of the original machine, as if your sound had been sampled then played back in real time:

- Line input
- Analog gain
- Pre-filtering
- A/D conversion
- D/A conversion
- Post-filtering
- Line output

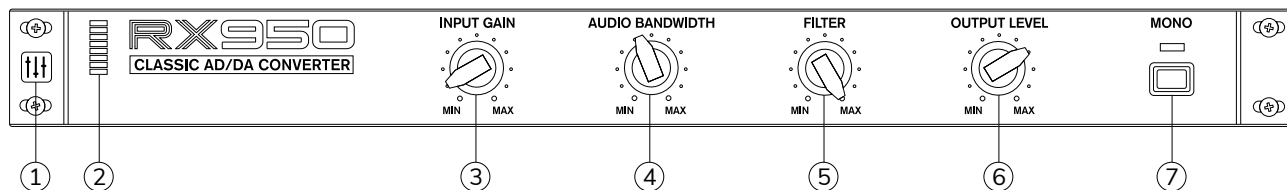
Our own S950 has been painstakingly studied and its sound thoroughly compared in order to obtain these unique sound capabilities.

The RX950 is used :

- to process separate tracks (beats, basslines, synth parts, loops...)
- to process the master output bus of your entire composition
- to process wet signals of your delays or reverbs
- to process things we probably don't know yet.

We hope that the RX950 will give you full satisfaction, and that as a connaisseur (or not) of the legendary sampler our plugin is inspired of, you'll like the sound of it and the creative possibilities it offers.

The interface



1. Settings button (all versions except Rack Extension)

Access graphical interface scaling options

Access sound brilliance knob setting

Displays software version informations (useful for support requests)

2. Input signal LED-meter

Monitors the input signal processed by the RX950

3. Input gain knob

Adjusts the S950's characteristic soft saturation

4. Audio bandwidth knob

Adjusts the sampling frequency circuitry

5. Filter knob

Adjusts the low-pass filter's frequency cut

6. Output level knob

Adjusts the final output level

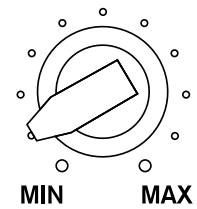
7. Mono toggle button

Operates a 50/50 mix of left and right channels for working in mono (as done by the S950)

The Input Gain knob

This knob adjusts the analog gain simulation for applying a non-linear, soft saturation. Its very high amplitude allows it to adapt to many types of sounds for giving them the famous S950's grit.

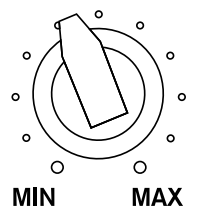
INPUT GAIN



The Audio Bandwidth knob

This knob sets the sampling circuitry's bandwidth. It impacts the pre-filtering stage as well as the sampling frequency strictly speaking. Internally, this value is multiplied by 2.5 to obtain the sampling frequency (so the S950 was able to sample up to $19\,200 \times 2.5 = 48\text{ KHz}$).

AUDIO BANDWIDTH




Note that the audio circuitry of the S950 induces a light boost in the upper spectrum. This can be heard when the Audio Bandwidth knob is set near its max values. You can enhance or tame this setting using the Brilliance knob in the Settings panel.

FINE-TUNING VALUES

To obtain more precise controls with the knobs, once the left mouse button is pressed, press simultaneously the Alt key (or Shift in Reason).

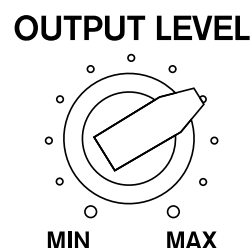
The Filter knob

This knob adjusts the S950's famous low-pass filter. It's a non-resonant 6th-order Butterworth filter.



The Output Level knob

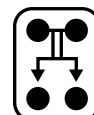
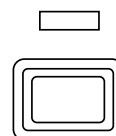
This knob sets the output level of the RX950, and allows for example to compensate an excessive input gain level.









The Mono button

This knob allows to toggle the plug-in's output in mono mode, by applying a 50/50 left and right channels mix. This process allows to work in the same conditions as on a S950, but is also a useful mixing tool (for detecting phase issues in particular).

MONO

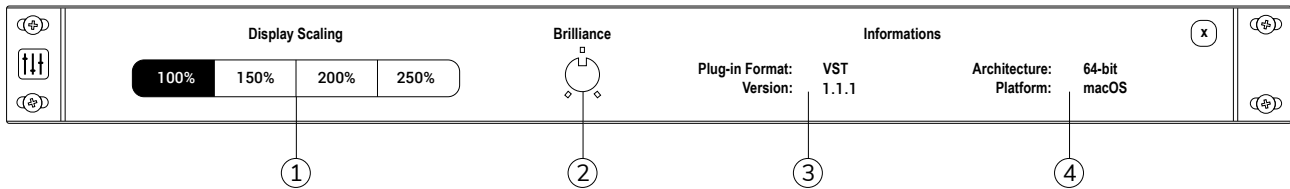
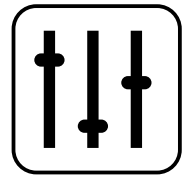


Presets suggestions

		INPUT GAIN 	AUDIO BANDWIDTH 	FILTER 	OUTPUT LEVEL 	MONO 	
Default settings		0.00	10000	99	0.00	OFF	
Drums Fattener		10.40	12769	99	-6.85	OFF	
Floppy Fire		17.69	19200	44	-10.35	ON	
Golden Era		1.78	5866	97	-0.30	ON	
Hi-Fi Brightness		1.39	19200	99	-2.34	OFF	
Lo-Fi Goodness		1.39	7015	99	-2.34	OFF	
Monomaniac		0.00	18079	65	0.00	ON	
Party Inside		7.55	3000	0	-3.64	ON	
Radio AM		18.29	9350	53	-12.18	ON	
RAM Shortage		1.40	4676	99	-1.56	ON	
Resampled		7.89	6687	59	-6.03	ON	
Saturated Vox		18.29	9788	99	-12.87	ON	
Sound System		8.94	19200	60	-6.17	OFF	
Speaker Destroyer		19.54	5467	99	-10.51	OFF	
Stone Deaf		12.10	9535	40	-4.93	ON	
Street Cred		3.24	9009	63	-3.48	OFF	
Subtle Warmth		1.68	13880	99	-1.71	OFF	
Twelveness		2.83	3000	99	-1.24	ON	
Vocal Thickener		11.95	12462	99	-7.72	OFF	
Worn Out		4.32	4810	48	-1.37	OFF	

The settings panel

(all versions except Rack Extension)



1. Display scale setting

If the RX950's graphical interface looks too small on screen, you can adjust its scale. Click the settings button on the left of the RX950 and choose a scaling factor from 100% to 250%.

2. Audio bandwidth Brilliance setting

This knob enhances or tames a light boost in the upper spectrum that can be heard when the Audio Bandwidth knob is set near its max values.

3. RX950 version informations

in order to check if you have the latest version.

4. System informations

to give us in any customer support request.

Parameter value keyboard typing

(all versions except Rack Extension)

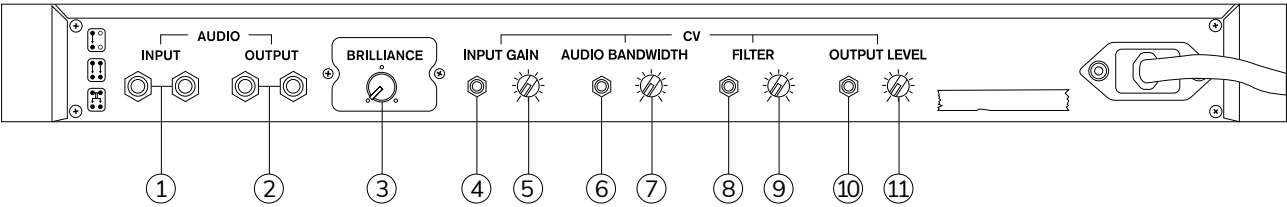
If tweaking the knobs with your mouse is not precise enough for you, you can manually type the parameters with your keyboard.

1. Double-click on a knob to pop-up an input field
2. Type in a value
3. Confirm with the Enter key

Note : You don't have to type the units (Hz or dB)

The back panel

(Rack Extension version only)



1. Stereo audio input
2. Stereo audio output
3. Audio bandwidth brilliance knob
4. Input gain CV input
5. Trim knob for input gain CV input
6. Audio bandwidth CV input
7. Trim knob for audio bandwidth CV input
8. Filter CV input
9. Trim knob for filter CV input
10. Output level CV input
11. Trim knob for output level CV input

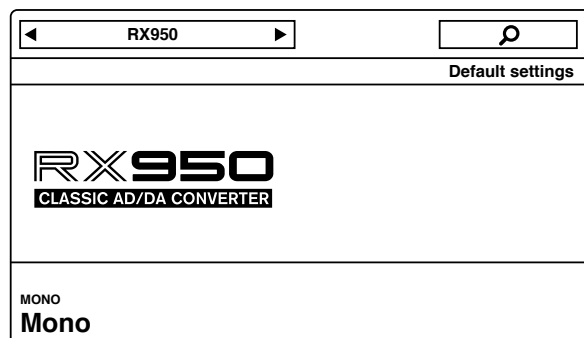
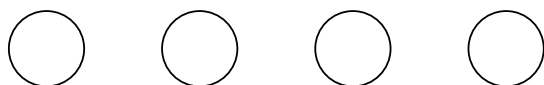
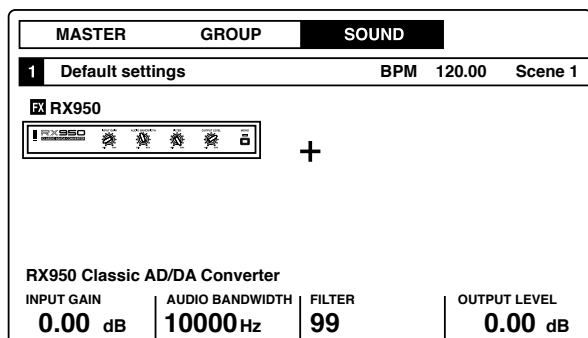
MIDI Control Change control table

(Rack Extension version only)

Control	MIDI CC
Input gain	CC 12
Audio Bandwidth	CC 13
Filter	CC 14
Output Level	CC 15
Mono	CC 16

Default NKS controls

(VST version with compatible Native Instruments controllers)



End-User License Agreement

Last updated: March 07, 2018

Please read this End-User License Agreement ("Agreement") carefully before clicking the "Agree" button, downloading or using RX950 Classic AD/DA Converter ("Application").

By clicking the "Agree" button, downloading or using the Application, you are agreeing to be bound by the terms and conditions of this Agreement.

This Agreement is a legal agreement between you (either an individual or a single entity) and Inphonik and it governs your use of the Application made available to you by Inphonik.

If you do not agree to the terms of this Agreement, do not click on the "Agree" button and do not download or use the Application.

The Application is licensed, not sold, to you by Inphonik for use strictly in accordance with the terms of this Agreement

License

Inphonik grants you a revocable, non-exclusive, non-transferable, limited license to download, install and use the Application strictly in accordance with the terms of this Agreement.

Restrictions

You agree not to, and you will not permit others to:

- license, sell, rent, lease, assign, distribute, transmit, host, outsource, disclose or otherwise commercially exploit the Application or make the Application available to any third party.
- modify, make derivative works of, disassemble, decrypt, reverse compile or reverse engineer any part of the Application.
- remove, alter or obscure any proprietary notice (including any notice of copyright or trademark) of Inphonik or its affiliates, partners, suppliers or the licensors of the Application.

Intellectual Property

The Application, including without limitation all

copyrights, trademarks, and other intellectual property rights directly related to the Application are, and shall remain, the sole and exclusive property of Inphonik.

Modifications to Application

Inphonik reserves the right to modify, suspend or discontinue, temporarily or permanently, the Application or any service to which it connects, with or without notice and without liability to you.

Updates to Application

Inphonik may from time to time provide enhancements or improvements to the features/functionality of the Application, which may include patches, bug fixes, updates, upgrades and other modifications ("Updates").

Updates may modify or delete certain features and/or functionalities of the Application. You agree that Inphonik has no obligation to (i) provide any Updates, or (ii) continue to provide or enable any particular features and/or functionalities of the Application to you.

You further agree that all Updates will be (i) deemed to constitute an integral part of the Application, and (ii) subject to the terms and conditions of this Agreement.

Term and Termination

This Agreement shall remain in effect until terminated by you or Inphonik.

Inphonik may, in its sole discretion, at any time and for any or no reason, suspend or terminate this Agreement with or without prior notice.

This Agreement will terminate immediately, without prior notice from Inphonik, in the event that you fail to comply with any provision of this Agreement. You may also terminate this Agreement by deleting the Application and all copies thereof from your computer.

Upon termination of this Agreement, you shall cease all use of the Application and delete all copies of the Application from your computer.

Termination of this Agreement will not limit any of Inphonik's rights or remedies at law or in equity in case of breach by you (during the term of this Agreement) of any of your obligations under the present Agreement.

Indemnification

You agree to indemnify and hold Inphonik and its parents, subsidiaries, affiliates, officers, employees, agents, partners and licensors (if any) harmless from any claim or demand, including reasonable attorneys' fees, due to or arising out of your: (a) use of the Application; (b) violation of this Agreement or any law or regulation; or (c) violation of any right of a third party.

No Warranties

The Application is provided to you "AS IS" and "AS AVAILABLE" and with all faults and defects without warranty of any kind. To the maximum extent permitted under applicable law, Inphonik, on its own behalf and on behalf of its affiliates and its and their respective licensors and service providers, expressly disclaims all warranties, whether express, implied, statutory or otherwise, with respect to the Application, including all implied warranties of merchantability, fitness for a particular purpose, title and non-infringement, and warranties that may arise out of course of dealing, course of performance, usage or trade practice. Without limitation to the foregoing, Inphonik provides no warranty or undertaking, and makes no representation of any kind that the Application will meet your requirements, achieve any intended results, be compatible or work with any other software, applications, systems or services, operate without interruption, meet any performance or

reliability standards or be error free or that any errors or defects can or will be corrected.

Without limiting the foregoing, neither Inphonik nor any Inphonik's provider makes any representation or warranty of any kind, express or implied: (i) as to the operation or availability of the Application, or the information, content, and materials or products included thereon; (ii) that the Application will be uninterrupted or error-free.

Some jurisdictions do not allow the exclusion of or limitations on implied warranties or the limitations on the applicable statutory rights of a consumer, so some or all of the above exclusions and limitations may not apply to you.

Limitation of Liability

Notwithstanding any damages that you might incur, the entire liability of Inphonik and any of its suppliers under any provision of this Agreement and your exclusive remedy for all of the foregoing shall be limited to the amount actually paid by you for the Application.

To the maximum extent permitted by applicable law, in no event shall Inphonik or its suppliers be liable for any special, incidental, indirect, or consequential damages whatsoever (including, but not limited to, damages for loss of profits, for loss of data or other information, for business interruption, for personal injury, for loss of privacy arising out of or in any way related to the use of or inability to use the Application, third-party software and/or third-party hardware used with the Application, or otherwise in connection with any provision of this Agreement), even if Inphonik or any supplier has been advised of the possibility of such damages and even if the remedy fails of its essential purpose.

Some states/jurisdictions do not allow

the exclusion or limitation of incidental or consequential damages, so the above limitation or exclusion may not apply to you.

Severability

If any provision of this Agreement is held to be unenforceable or invalid, such provision will be changed and interpreted to accomplish the objectives of such provision to the greatest extent possible under applicable law and the remaining provisions will continue in full force and effect.

Waiver

Except as provided herein, the failure to exercise a right or to require performance of an obligation under this Agreement shall not effect a party's ability to exercise such right or require such performance at any time thereafter nor shall be the waiver of a breach constitute waiver of any subsequent breach.

Amendments to this Agreement

Inphonik reserves the right, at its sole discretion, to modify or replace this Agreement at any time. If a revision is material we will provide at least 30 days notice prior to any new terms taking effect. What constitutes a material change will be determined at our sole discretion.

By continuing to access or use our Application after any revisions become effective, you agree to be bound by the revised terms. If you do not agree to the new terms, you are no longer authorized to use the Application.

Governing Law

The laws of France, excluding its conflicts of law rules, shall govern this Agreement and your use of the Application. Your use of the Application may also be subject to other local, state, national, or international laws.

Contact Information

If you have any questions about this Agreement, please contact us.

Inphonik
84 avenue Daumesnil
75012 Paris, France
contact@mathieudemange.fr
<https://www.mathieudemange.fr>

Entire Agreement

The Agreement constitutes the entire agreement between you and Inphonik regarding your use of the Application and

supersedes all prior and contemporaneous written or oral agreements between you and Inphonik.

You may be subject to additional terms and conditions that apply when you use or purchase other Inphonik's services, which Inphonik will provide to you at the time of such use or purchase.

Disclaimer

The Akai brand and the S950 product name are the property of Akai and are in no way associated or affiliated with Inphonik and the software RX950 Classic AD/DA Converter.

Logos of VST, NKS, Audio Units, AAX, Rack Extension and iOS are the property of their respective brands.

Protect your ears. Exposing them to high-pressure acoustic levels is a severe risk for your audition.

Credits & Thanks

The RX950 Classic AD/DA Converter has been conceived, concepted and produced by Inphonik, and co-designed by Inphonik and William Lamy. Visuals and the RX950 logo have been produced by William Lamy.

THANK YOU!

Joey Luck, Noel Gonzalez, Mats Karlof, Dwayne Smith, Myron Reese, James Flamestar, Pierre Doursout, Marco Raaphorst, Luc Leroy, Quincy Valentine, Michel Desangles, Yoann Turpin, Francis Demange, Thomas Demange, Miguel Randriana, Hervé Honoré, Emmanuel Oriol, Charlie Davis-Miller, Rembert Gantke, Ramon Pankert, Faheem Hasan, Alan Platten, Ed Gray.

VISIT OUR WEBSITE!

<https://www.inphonik.com/>

FOLLOW US!

<https://www.facebook.com/inphonik/>

<https://www.instagram.com/inphonik>

<https://www.twitter.com/inphonik>

<https://www.youtube.com/inphonik>

<https://soundcloud.com/inphonik/>



I N P H O N I K